

CLST x FENC TITAS Investor Day

EMPOWERING A WORLD OF SPORTS & GLOBAL FASHION

日期: 2023.10.17



reddot winner
materials and surfaces design



International Textile Manufacturers Federation
ITMF Awards
Sustainability & Innovation



Best Product Award
Accelerated Eco

Agenda

1. 台北紡織展(TITAS): 新產品介紹&紡織趨勢

- 工業纖維事業部
- 長纖事業部
- 創新研發中心

2. 財務資訊

台北紡織展(TITAS):

新產品介紹&紡織趨勢

by 事業群

品牌驅動邁向低碳轉型產品

Miliken 2050 淨零排放

Milliken & Company

Mitsui Chemicals
2030 ↓40%CO₂排放

TOYOBO
Beyond Horizons
2050 CO₂淨零排放

FAR EASTERN NEW CENTURY

Autoliv



Limiting Our Impact on the Environment

2040 碳中和



2048 100%永續輪胎

gOTO zero
by 2050



2050 碳中和



OTIZ ORIENTAL INDUSTRIES



2050
100%
CIRCULAR ECONOMY

抗蕊吸應用

難燃應用

海事纜繩應用

遠紅外線應用

高性能
及
高機能

電動車輪胎
(Low E+H TCF)

飛行器輪胎
(高強度尼龍66)

TPU輸送帶
(特殊材質)

FENC® TOPGREEN®



尼龍56



生質PET



回收尼龍66



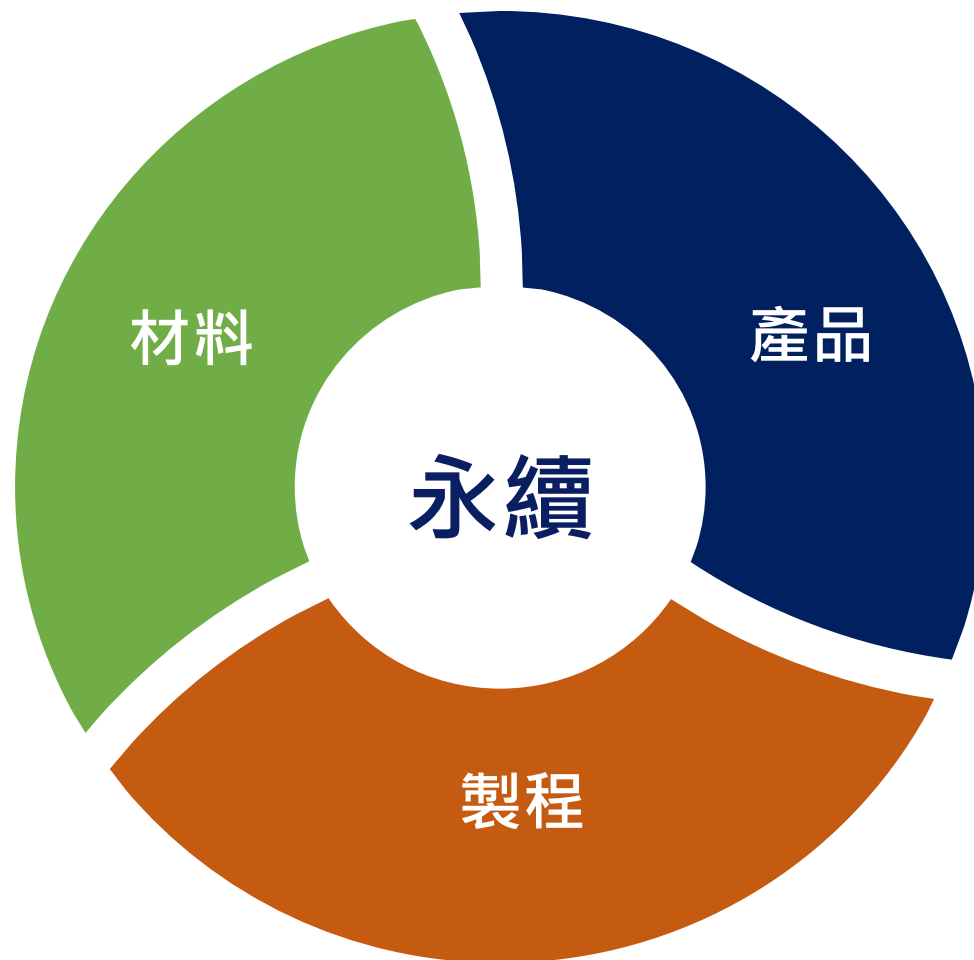
回收PET



無RF材質



全方位永續解決方案



環保PET/PA66



高性能PET/PA66



複合材料



車材應用



非車材應用



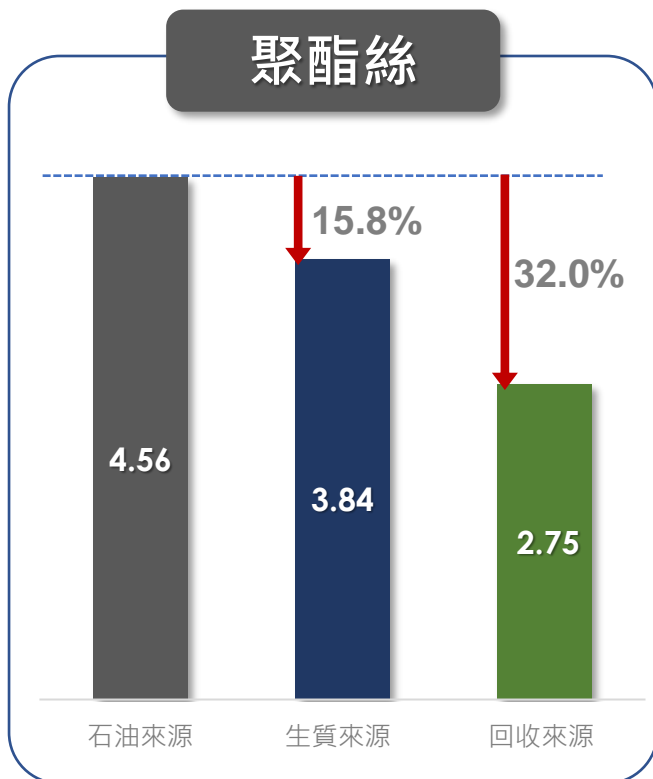
成本節約



製程再造

低碳產品對淨零排放及永續環保貢獻

聚酯絲



單位：每1公斤產品的碳排放(Kg CO₂ e)



60 支廢棄寶特瓶
能支應一輛車四條輪胎使用




↓ **120** 公斤CO₂排放
以食品業100公尺輸送帶為例



↓ **18.1** 萬歐元
自2026年CBAM實施，每年出口至歐盟每千噸TCF可望節省效益

整合HTY永續解決方案於車材應用



輕量化安全氣簾



原液染色技術
安全帶 / 保護套管



輪胎簾布



永續環保發展變革

聚酯紡織品佔聚酯用量2/3，
紡織產業 供應鏈循環經濟 已是重要工作，
符合品牌需求及市場趨勢。



NIKE

HELLY HANSEN

PATAGONIA

H&M

mitsui&co.

IKEA

ZARA

VF

ADIDAS

SALOMON

UNDER ARMOUR

TIMBERLAND

PUMA

NEW BALANCE

ON

GAP

遠東新世紀 TopGreen® rTEX 商品發佈

IKEA Textile-to-Textile 循環經濟回收系統 專案發表會 (台灣第一個案例)



高級
足球訓練服



2023 遠東集團
馬拉松跑衣

遠東新世紀 TopGreen® rTEX 化學回收製程




化學法 可處理 混紡材質 及 色料複雜 之廢紡織品原料
原料以 消費後廢舊紡織品 為主。

廢舊紡織品




自動分選



化學反應



造粒



織物回收酯粒



為永續科技不斷創新

遠東新世紀 TOPGREEN® rTEX 織物回收技術

台灣



T3




T2



T1



rTEX Spun
(商業化)



rTEX Filament
(商業化)



rTEX Chemical Recycle
(Pilot to Demo Plant)

越南



T3




T2




T1



rTEX Spun
(研擬中)

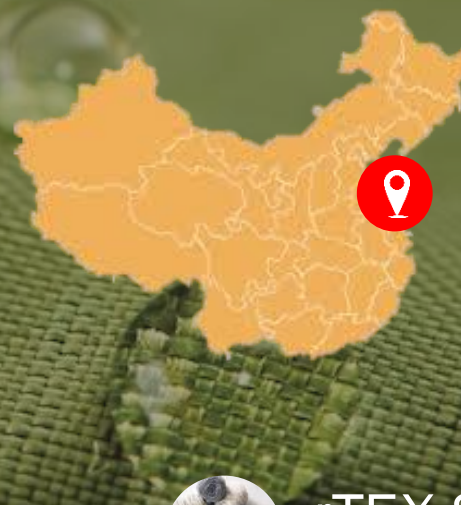


rTEX Filament
(商轉準備就緒)



rTEX Chemical Recycle
(目標)

中國



T3




T2




T1



rTEX Spun Cotton
(商業化)




rTEX Filament
(商業化)



rTEX Chemical Recycle
(目標)

FENC® TopGreen® Bio3 廢氣回收高質化商品



ZARA 時尚服飾



Adidas 澳網系列服飾



H&M MOVE 機能運動衣



Craghoppers 保暖上衣



轉化成
生質酒精



轉化成
乙二醇原料



廢氣再生
PET 材料


Source: 品牌官網 & www.bing.com



永續創新方案

世界首創 廢氣回收再生聚酯布料

連續榮獲四大國際重要獎項



2023/24 永續環保項目最佳產品獎

2022 國際紡織製造協會年度獎

2022 亞洲企業商會產品創新獎

2023 德國紅點設計大獎

永續創新獲獎

榮獲2023年紅點產品設計大獎

FENC® TOPGREEN® Bio3

從自然元素中汲取靈感，

以特殊3D織造技術創造海洋在陽光下流動的效果。

同時結合 廢氣回收聚酯材料 及 節水尼龍(原液染色)工藝，

捕捉碳排放再利用，同時節省水資源

呼應【時尚與永續】共存的理念。



ESG



Product



Design



Green Material



支持足球運動賽事不遺餘力

「海洋回收抗爆球衣」持續延燒 2023年再添 FIFA女子世界盃冠軍!



2022 世界盃足球賽
男子--阿根廷冠軍

2023 女子世界盃
女子--西班牙冠軍

- 環保海洋回收紗 永續發展
---- 以對環境最少影響的方式進行功能紡織品設計
- 抗爆針織技術 功能演繹
---- 機能性緹花織物研發, 輕量且強韌, 導濕透氣



9 隊



2022

11 隊



2023

5 隊



2024



2023
女子世界盃冠軍
西班牙球衣

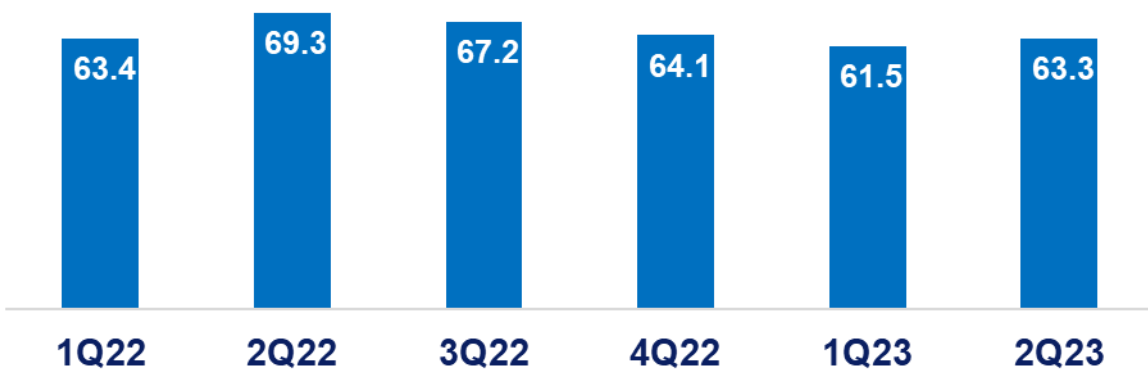
財務資訊

By IR team

季度財務報告摘要

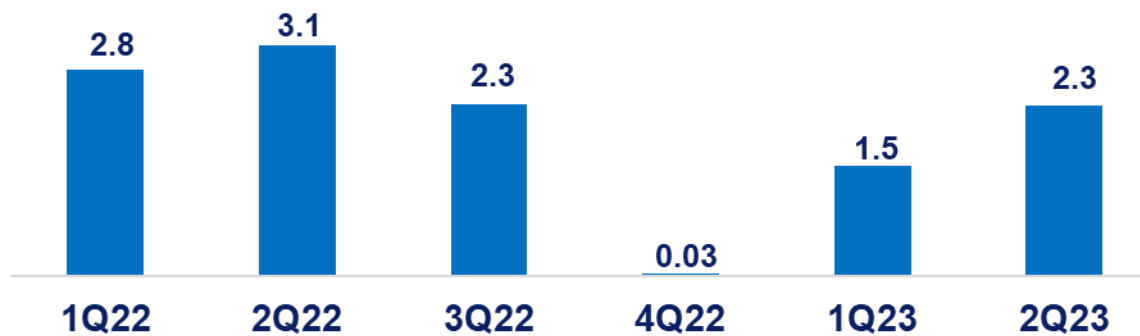
合併營收

NT\$ Billion



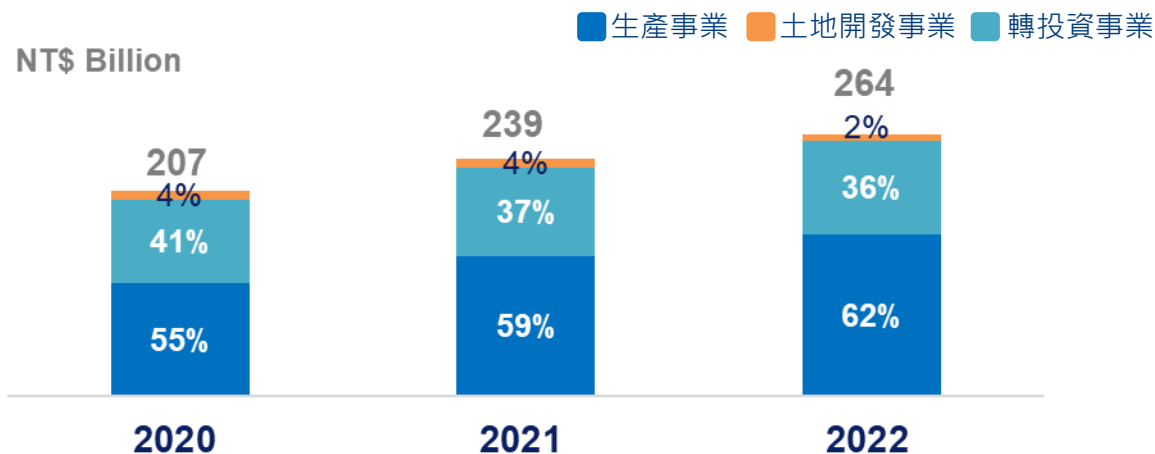
淨利歸屬於母公司

NT\$ Billion

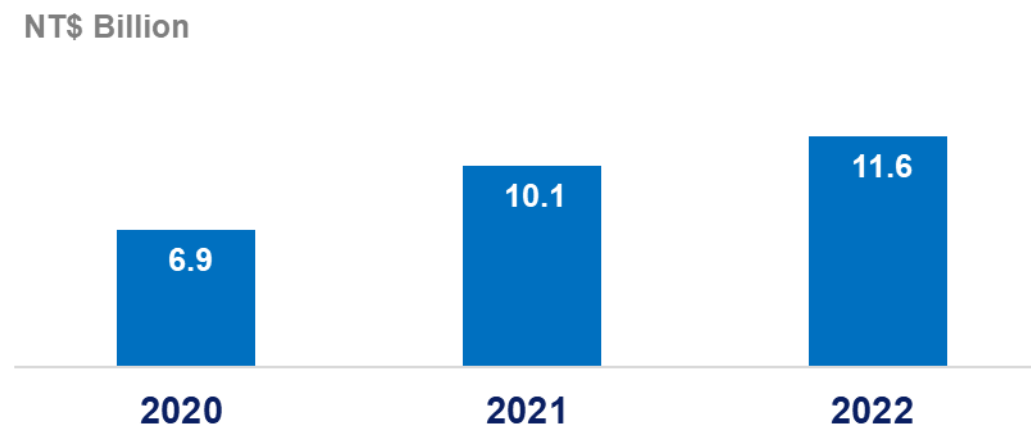


過去三年主要財務績效摘要(I)

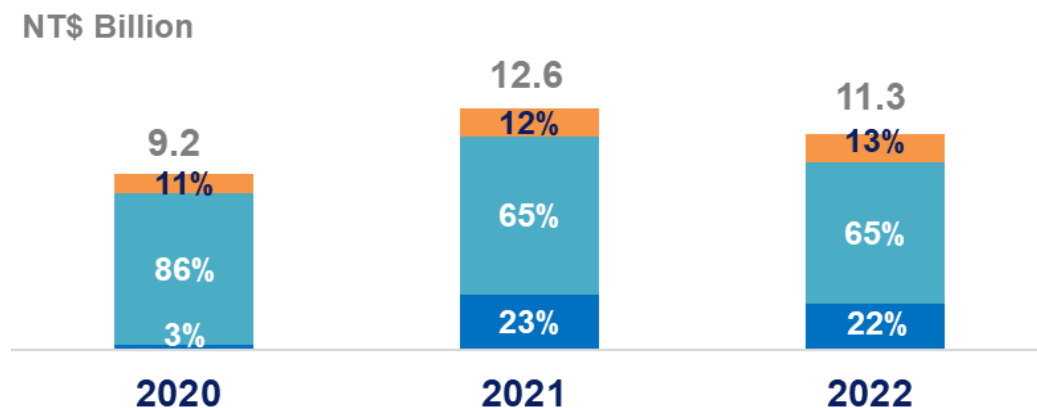
合併營收



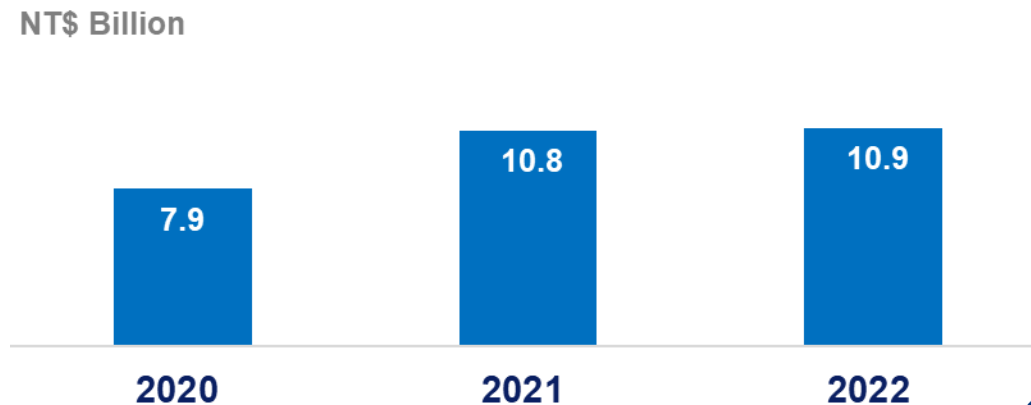
資本支出 – 生產事業



調整後營業利益*



EBITDA – 生產事業



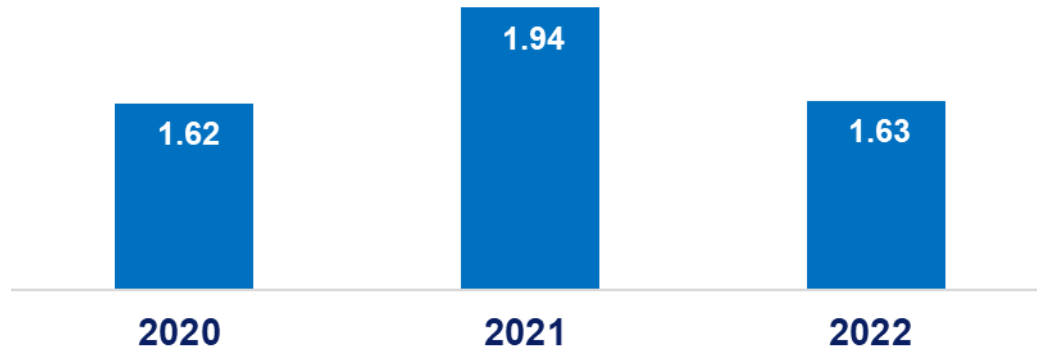
* 調整後營業利益: 「轉投資事業」包含 ①按遠東新持遠傳比率(38.33%)認列的的遠傳營業利益。②權益法投資收益&股利收入



過去三年主要財務績效摘要(II)

每股盈餘

NT\$ per share



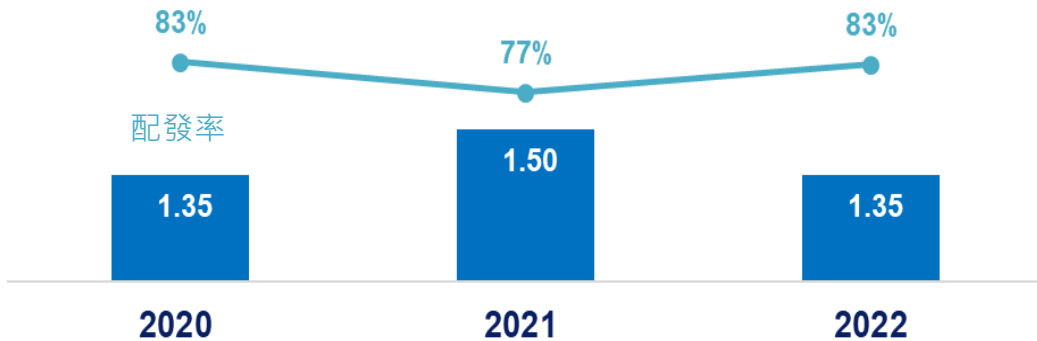
淨利歸屬於母公司

NT\$ Billion



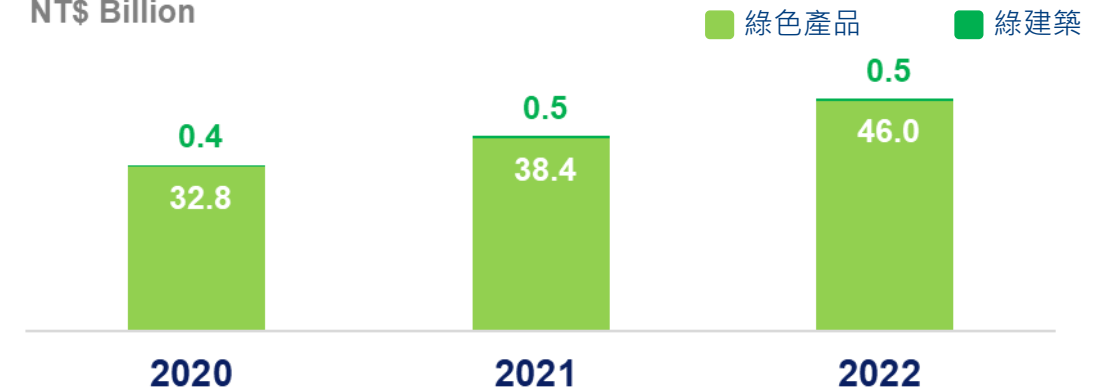
現金股利

NT\$ per share



綠色營收

NT\$ Billion



註: (1) 綠色產品營收: 已獲得綠色認證的產品及其他, 例如GRS所認證的再生回收聚酯等。

(2) 綠建築營收: 所有銷售/租賃經由已取得台灣綠建築評估系統(TW EEWH)評級或美國綠建築評估制度(U.S. LEED)評級的建築而來。

2023年第二季主要財務績效摘要

(NT\$ million)	2Q23		2Q22 (Restated)		YoY	1H2023		2022		2021	
Revenues	63,318	100%	69,296	100%	-9%	124,856	100%	263,945	100%	238,806	100%
Profit from Operations	3,769	6%	5,297	8%	-29%	6,736	6%	14,350	5%	11,712	5%
Investment Income(Equity method)-Net	1,875	3%	1,291	2%	45%	3,237	3%	4,417	2%	7,222	3%
Interest Expenses-Net	(908)	-1%	(662)	-1%	n.a.	(1,891)	-2%	(2,898)	-1%	(2,426)	-1%
Gain on revaluation of investment property	515	1%	22	0%	2247%	1,126	1%	342	0%	250	0%
Others	146	0%	(138)	0%	n.a.	105	0%	939	0%	1,070	0%
Consolidated Income before Tax	5,398	9%	5,811	9%	-7%	9,313	8%	17,150	6%	17,827	7%
Tax Expenses	1,170	2%	1,241	2%	-6%	2,057	2%	3,808	1%	2,983	1%
Consolidated Net Income	4,228	7%	4,570	7%	-7%	7,256	6%	13,341	5%	14,844	6%
Attributable to:											
Shareholders of the Company	2,273	4%	3,084	5%	-26%	3,734	3%	8,160	3%	9,685	4%
Non-Controlling Interests	1,955	3%	1,486	2%	32%	3,522	3%	5,181	2%	5,160	2%
EPS (NT\$) ⁽¹⁾	0.45		0.62			0.75		1.63		1.94	
								(Restated)			
Total Assets						627,722	100%	657,957	100%	635,328	100%
Total Debt						354,452	56%	386,265	59%	365,913	58%
Net Interest-bearing Debt						230,154	37%	241,066	37%	235,607	37%
Total Equity						273,270	44%	271,692	41%	269,415	42%
Total Shareholders' Equity of Parent Company						212,267	34%	209,026	32%	206,049	32%
Non-Controlling Interests						61,003	10%	62,666	9%	63,366	10%
Book Value Per Share						39.7		39.0		38.5	
Return on Equity						3.5%		3.9%		4.7%	

註一：每股盈餘計算係使用調整後在外流通股數 (扣除庫藏股)。

註二：根據IAS 12規範，已對應調整遞延所得稅相關科目。



遠東新營收結構 – Green v.s. Non-green

(NT\$ million)	2020	2021	2022	1H23
Three Business Segments				
Production Business	114,042	140,772	163,180	73,149
Green Product Revenue ①	32,772	38,379	45,976	24,222
Property Development Business	8,767	8,870	6,387	5,041
Green Building Revenue ②	429	515	528	2,525
Investment Business	83,960	89,164	94,378	46,666
Consolidated revenue	206,769	238,806	263,945	124,856
Green revenue (①+②)	33,201	38,894	46,504	26,747
Green revenue as percentage of consolidated revenue	16%	16%	18%	21%

Note

- (a) Production Business represents FENC's polyester upstream to downstream business from feedstock to end applications.
- (b) Green Product Revenue include products which have received green certifications and others, such as GRS for recycled PET, etc.
- (c) Property Development Business includes the consolidated entities of Far Eastern Resources Development, Far Eastern Construction, Far Eastern General Contractor, Yuan-Ding Co., Yuan Dung Enterprise (Shanghai), etc.
- (d) Green Building Revenue represents all sales of/rental from those buildings that have received TW EEWH ratings or U.S. LEED ratings.
- (e) Investment Business includes the consolidated entities, such as Far EasTone and others.



免責聲明

This presentation is prepared by Far Eastern New Century Corporation (the “Company”) and is solely for the purpose of corporate communication and general reference only. The presentation is not intended as an offer to sell, or to solicit an offer to buy or form any basis of investment decision for any class of securities of the Company in any jurisdiction. All such information should not be used or relied on without professional advice. The presentation is a brief summary in nature and does not purport to be a complete description of the Company, its business, its current or historical operating results or its future prospects.

This presentation is provided without any warranty or representation of any kind, either expressed or implied. The Company specifically disclaims all responsibilities in respect of any use or reliance of any information, whether financial or otherwise, contained in this presentation. Neither this presentation nor any of its contents may be reproduced to a third party without the prior written consent of the Company.